




**BOYS & GIRLS CLUB
OF BUENA PARK**



SPONSORED BY



Borax Crystal Snowflakes

Making borax snowflakes isn't difficult or dangerous, and borax snowflakes are beautiful and teach a variety of scientific concepts. In this borax crystal recipe, you learn how to make borax crystals fast, eliminating some of the frustrating wait time that often accompanies crystal-growing science projects.

Materials:

- Borax Powder
- Pipe Cleaners
- Food coloring
- 3-4 jars or plastic disposable cups (easy for clean up)
- Pencils



Instructions

1. Boil 8 cups of water
2. Add 3 cups of Borax powder to boiling water and boil until water is clear
3. Pour liquid into all jars or cups and let it cool
4. Dye the liquid at this stage
5. Form the pipe cleaners into snowflakes and make sure they are small enough to fit into the jar
6. Leave a long tail on the snowflake to wrap around the pencil
7. Put the snowflake in borax solution and place pencil on top of jar
8. Make sure the snowflake does not touch the bottom of the jar
9. Put jars aside and let them rest for about 2 hours



Pom-Pom Race

What you'll need:


Pom-Pom's/Cotton Balls

Straws

Roll of blue or any colored tape


Stopwatch

1. Make 1 zig zag line and recreate a line of the same shape a few inches away parallel to the first.
2. Use your straw to blow the cotton ball from one side of the track to the other.
3. The person who completes the race fastest wins!



Time yourself and see how long it takes you to finish it.


AT THE BEACH CROSSWORD PUZZLE



WORD BANK			
surfing	popsicle	shells	swimsuit
august	lifeguard	vacation	shorts
sand	sunscreen	seagull	fan
hot	ocean	fan	fourth of july

ACROSS

1. Kids love to dig in this.
2. You can collect these on the beach.
6. An American summer holiday.
8. You turn this on to cool off.
10. We put this on our skin to protect us from the sun.
13. A trip away from home.



DOWN

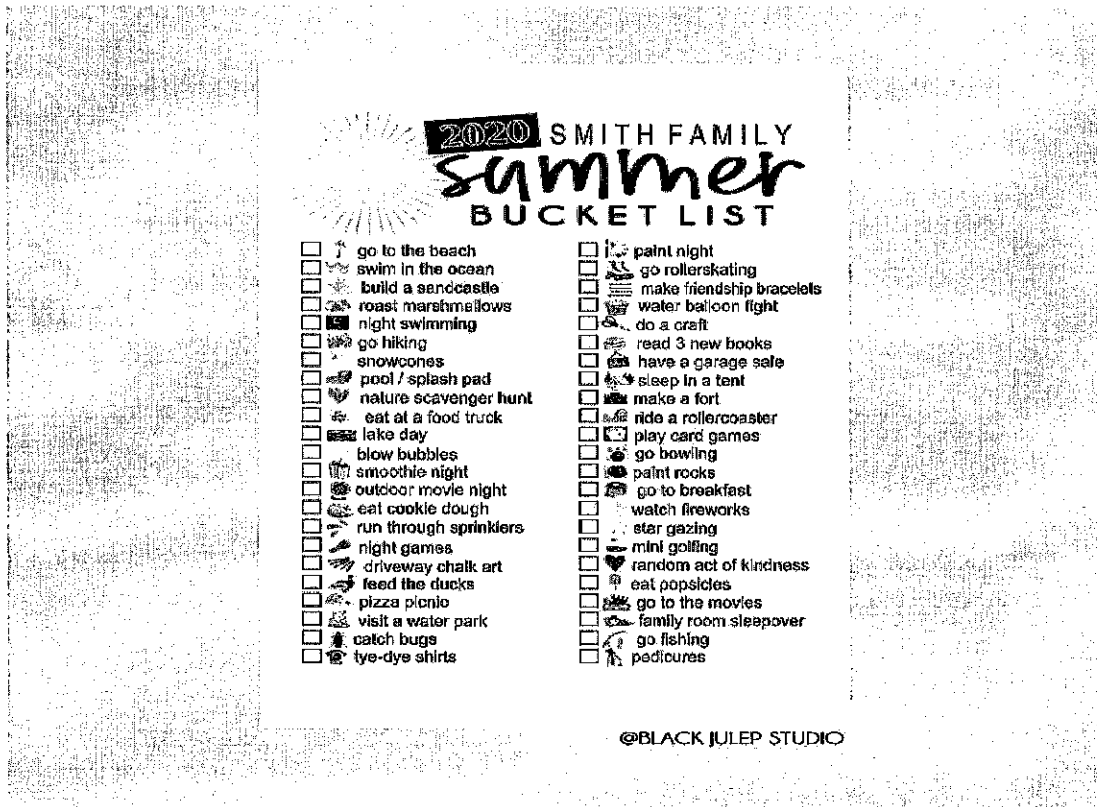
1. What you wear to go swimming.
3. You swim in this at the beach.
4. A frozen treat on a stick.
5. The weather in summer.
7. Someone whose job is to make sure swimmers are safe.
9. The last month of summer.
10. A bird you see often at the beach.
11. When you ride a wave with a board.
12. Commonly worn in summer.

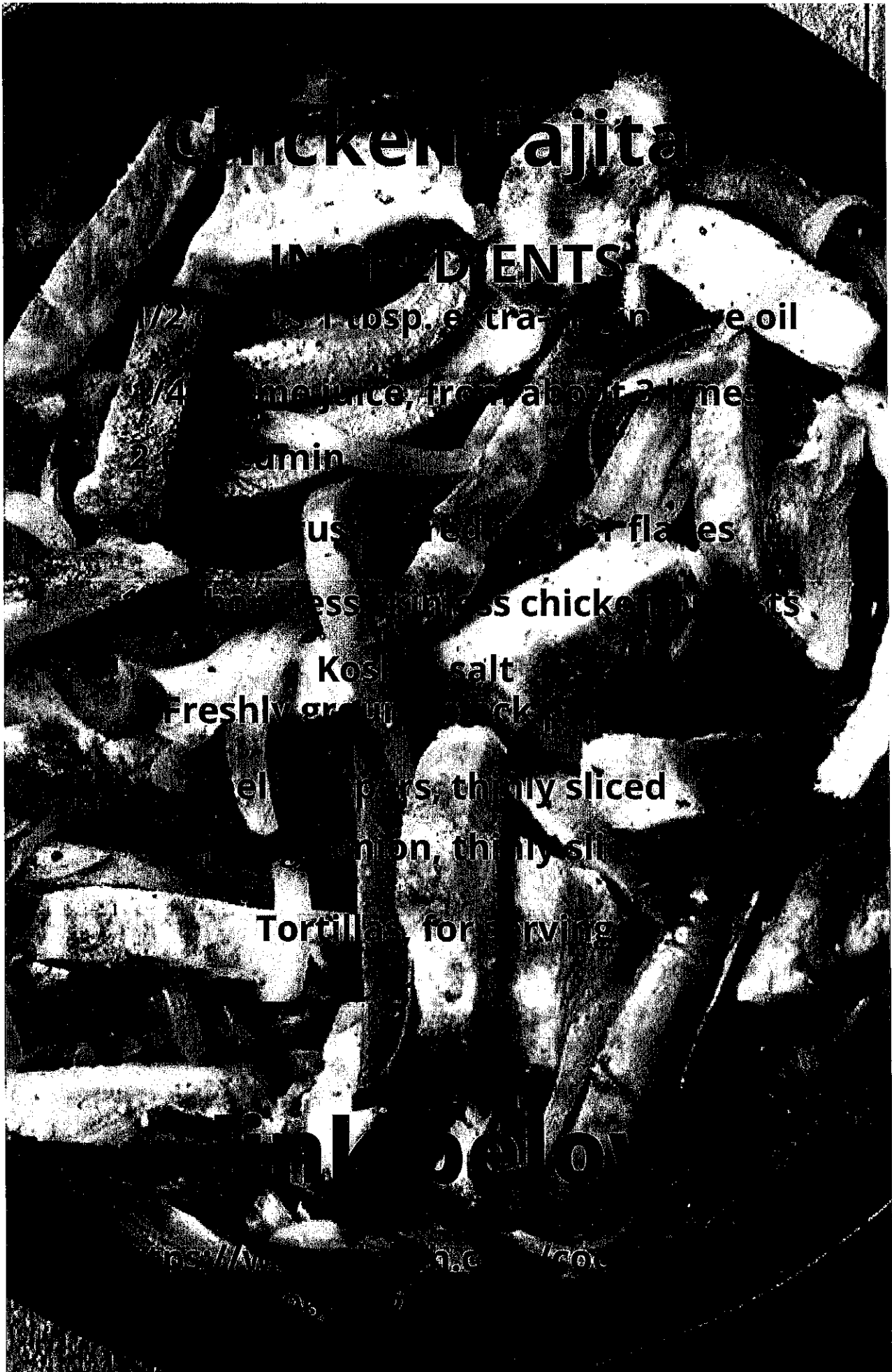
Materials:

- Paper
- Pencil
- Markers or something to decorate it

Directions

1. makes your own bucket list
2. Have fun with it !
3. Lastly take a picture of it and send it to us at @theclubbgcp or @bgcbp





Chicken Fajita

INGREDIENTS

- 1/2 cup extra-virgin olive oil
- 1/4 cup lime juice, from about 3 limes
- 2 tsp cumin
- 1/2 cup fresh corn tortilla
- 1/2 cup fresh chicken breasts
- Kosher salt
- Freshly ground black pepper
- 1/2 cup bell peppers, thinly sliced
- 1/2 cup onion, thinly sliced
- Tortillas for serving

Link below