


**BOYS & GIRLS CLUB
OF BUENA PARK**



SPONSORED BY



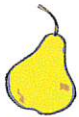
Fruit Kabobs




Fruit kabobs are a fun and delicious way to do math. You're working your brain a bit and you get a nice healthy snack out of it.

Materials:


- Any fruits of your choice
- Wooden or metal skewers



Directions: Have your parent or guardian cut the fruit into bite size pieces. You can only add 10 pieces of fruit to the skewer. If you have more than 1 fruit, make sure that the fruits you have add up to 10. Once you have 10 pieces of fruit on your skewer, you can enjoy it. :)



CARDBOARD YARN ORNAMENTS



Materials:
Cardboard
Pencil
Scissors
Yarn

Instructions:

First, cut several symmetrical shapes (I did circles and octagons)

Cut 1/2 inch to 1 inch slits, equal distance apart all the way around the shape.

Slide yarn into the first slit, leaving a tail on the other side.

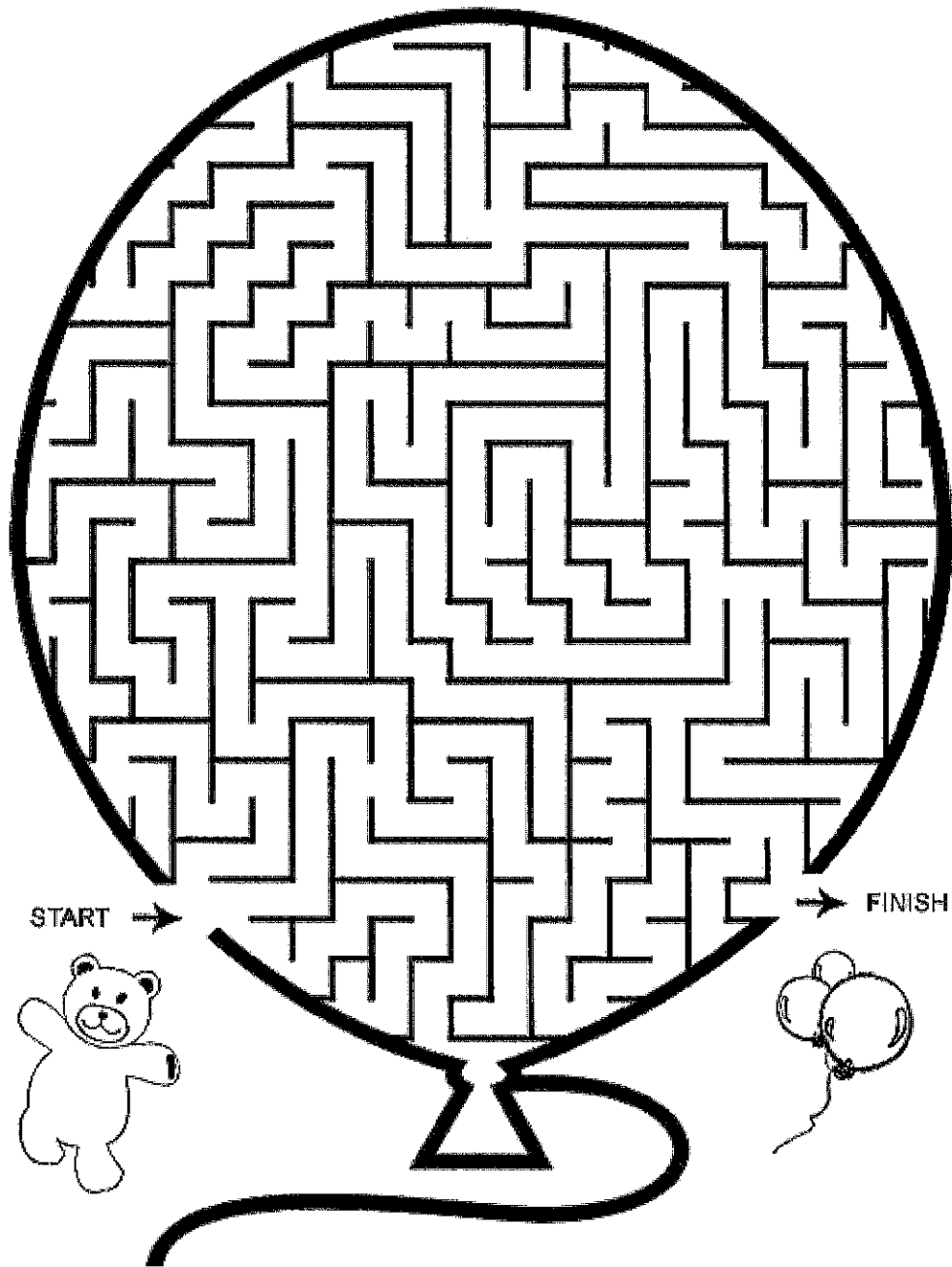
Begin making your way around the shape, passing through each slit several times, until you have your desired look.

Leaving enough to tie off a loop, cut yarn.

Tie a loop for hanging, tuck excess tail under woven pattern.

Time yourself and see how long it takes you get benny to his balloon

Show Benny the bear the way to his balloon



Obstacle course activities

Materials:

- Cups - a path
- Plates- jump from plate to plate but if you fall off it you have to start over
- A plastic cup/ bucket - place at least 3 cups/buckets in a straight horizontal line
- Something to jump over (anything just not too tall where you' ll fall)
- A small ball but if you don't have one then use a balled up piece of paper- for plastic cup/buckets
- Timer - time yourself and send us your time and the person with the fast time wins.

Any questions you have will be answered in the video but if they are not answered DM us @theclubbgbc or @bgbc ! Remember to have fun with it and feel free to add any extra materials with the obstacle course.

Soap-Boats

- Rain gutter
- Bar of soap
- Toothpick
- Fabric and scissors
- Glue gun

First, cut a triangle out of fabric and glue it to the top of your toothpick. Then stick the toothpick into your soap bar and it's ready to race. If you're older, you can ask a parent to help you carve it.

